

# Commission To Study College Affordability and College Completion

A stylized graphic featuring a white sun with sharp rays rising over a green landscape. The sun is positioned on the left side of the slide, partially overlapping the title text. The landscape consists of a green hillside that curves from the left towards the center, meeting a dark blue base. The entire graphic is set against a dark blue background.

Maine Community College System  
November 17, 2021

# Maine Community College System

Total Enrollment:        16,000 in degree-seeking programs  
                                     6,300 in short-term training

Lowest Tuition in New England: \$96.00/credit hour

Annual Average:        \$3,700 Tuition and Fees  
                                     \$1,400 Books and Supplies  
                                     \$5,400- \$9,500 Room and Board

For nearly half of all degree-seeking students, grant aid covers the full cost of tuition and fees.

74% of first-time full-time students receive grant aid

67% of all undergraduates received some form of grant aid

# Enrollment

## Fall Headcount: Maine Community College System

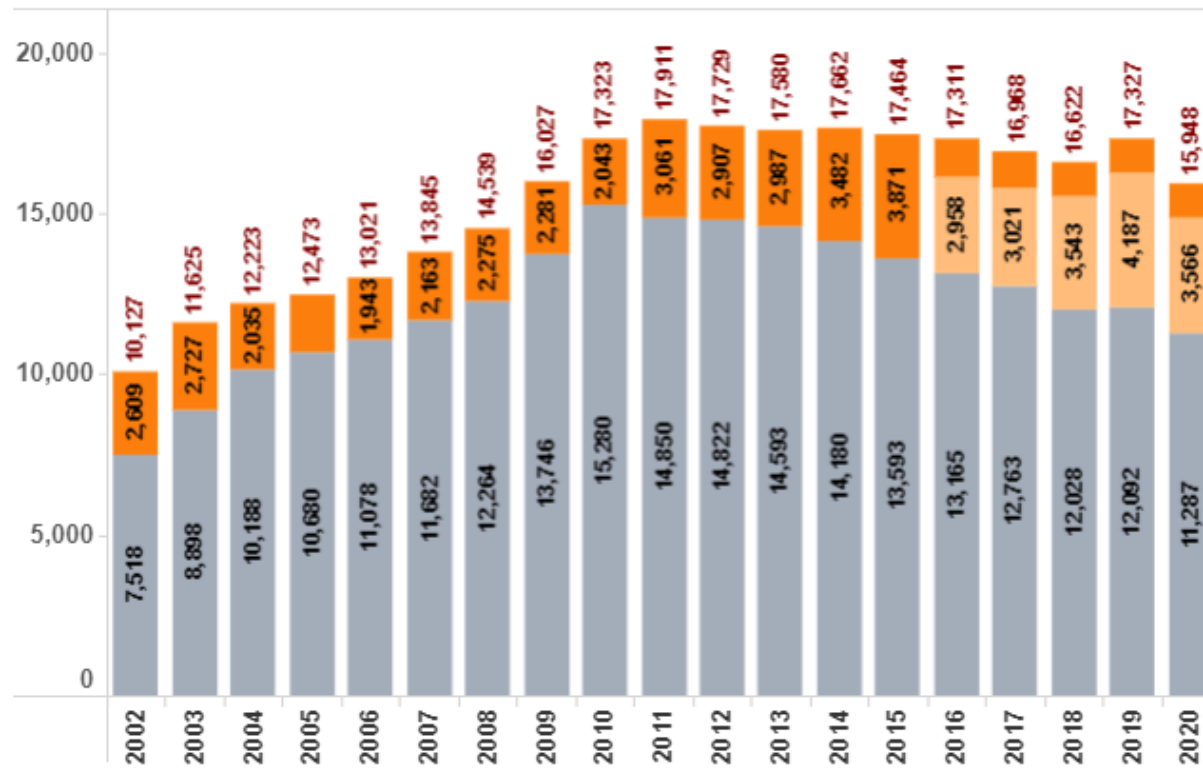
College

Maine Community College System ▾

Measure

- Non-Degree-Seeking (all other)
- High School Students
- Degree-Seeking

Beginning in fall 2016, high school students taking courses for college credit are identified as a subset of non-degree-seeking students. Prior to fall 2016, high school students are included in the Non-Degree-Seeking (all other) category.





# Student Supports

Not just traditional Financial Aid

Student Navigators

Food Pantries

Emergency Aid

Tech Promise

And more...



Guided Pathways  
Math Pathways  
Early College and  
credits with a  
purpose  
Transfer Pathways

# Choose your path



**Maine's  
Community Colleges**



**Start a 4-year degree**  
2 years +

*Transfer*

**College degree**  
2 years +

*Start your career*

**Skilled certificate**  
Months to 1 year

*Enter high-skill/high-wage fields*

**Short-term training**  
Weeks to months

*Retrain, learn skills for entry-level positions*

**Earn a badge**  
Hours to days

*Be work ready and explore options*

# Progress since 2014 Commission

## Navigating Success Program

Private Donations funded over \$2 million to support navigators at each college

## Increase Work Study Opportunities

\$7.8M in additional work study opportunities have been funded since 2014

## Create an Alternative Semester Scholarship

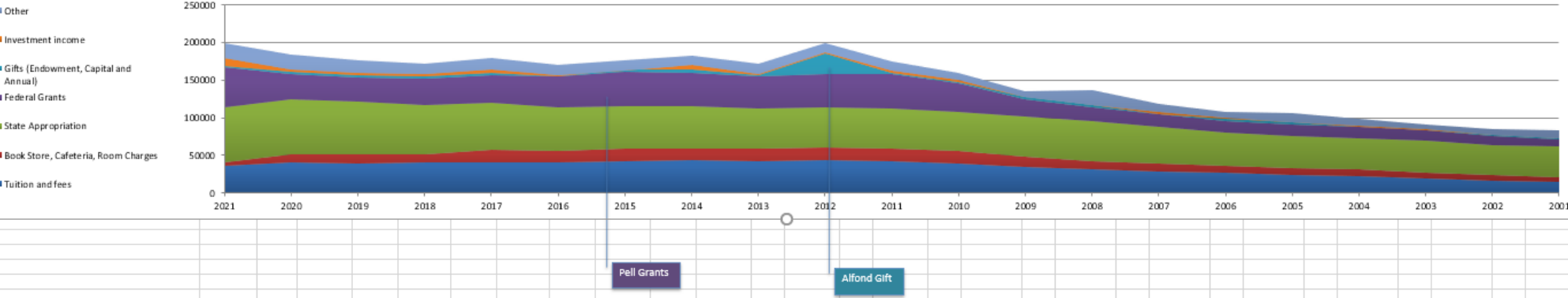
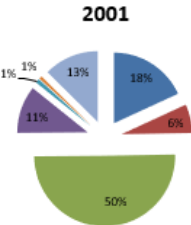
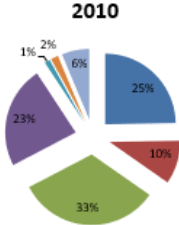
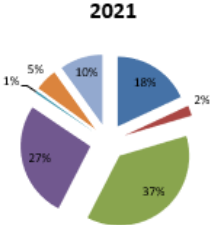
PELL grants opened to summer semester and MCCS used Racino proceeds to further support summer scholarships

## Expand Student Success Academies

In excess of \$3.7million funded

# Sources of Revenue

- Tuition and fees
- Book Store, Cafeteria, Room Charges
- State Appropriation
- Federal Grants
- Gifts (Endowment, Capital and Annual)
- Investment income
- Other

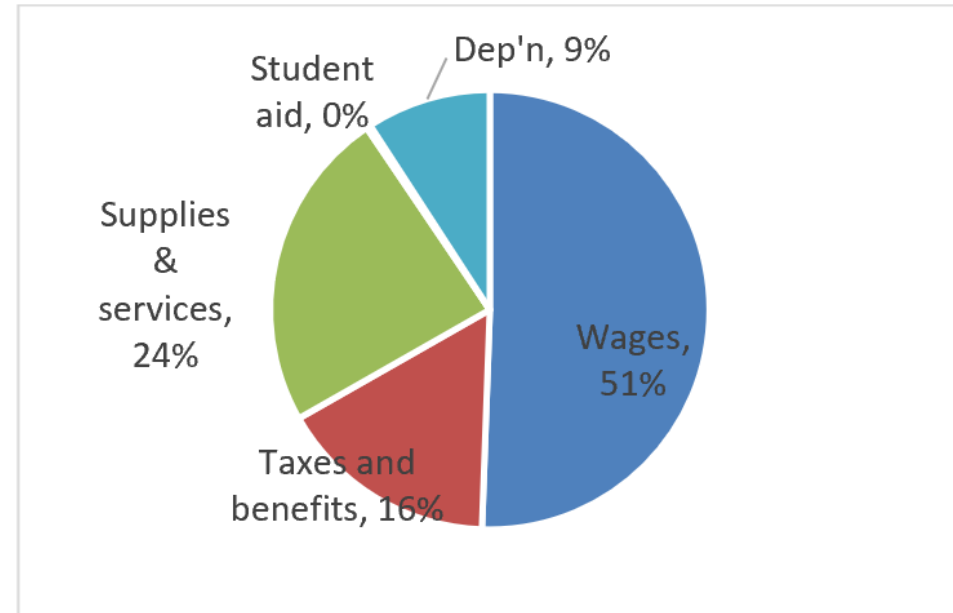




# Expenses

(in millions)

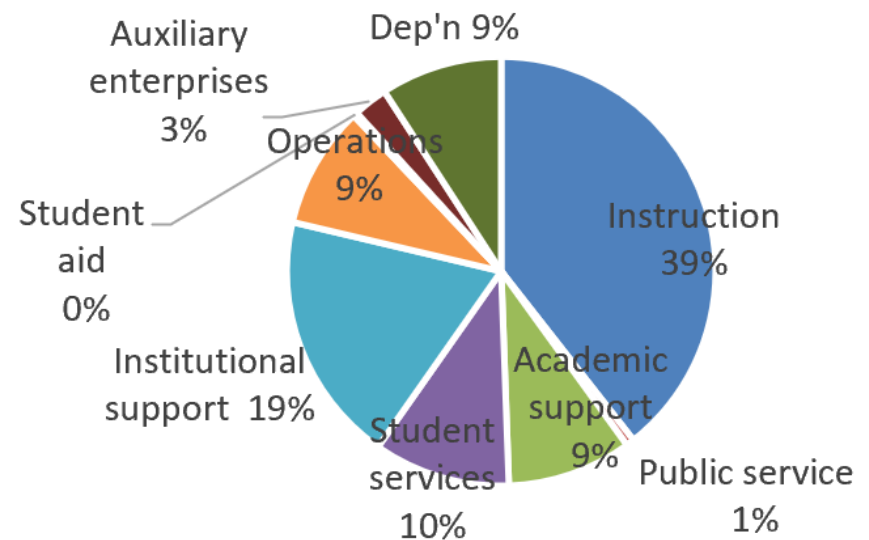
	<u>2021</u>	<u>2020</u>	<u>2019</u>
Wages	\$ 66.2	\$ 65.6	\$ 64.6
Taxes and benefits	<u>21.2</u>	<u>26.0</u>	<u>18.2</u>
Wages & benefits	87.4	91.6	82.8
Supplies & services	31.1	29.8	31.9
Student aid	0.4	0.5	0.6
Depreciation	<u>12.0</u>	<u>11.8</u>	<u>11.8</u>
Total expenses	<u>\$130.9</u>	<u>\$133.7</u>	<u>\$127.1</u>



# Functional Expenses

Expenses by function are as follows:

<i>(in millions)</i>	<u>2021</u>	<u>2020</u>	<u>2019</u>
Instruction	\$ 51.6	\$ 51.7	\$ 47.6
Public service	0.8	0.9	0.8
Academic support	12.3	12.7	12.1
Student services	13.5	14.9	14.4
Institutional support	24.8	21.8	18.5
Operations	12.1	13.6	13.6
Student aid	0.4	0.5	0.6
Auxiliary enterprises	3.4	5.7	7.7
Depreciation	<u>12.0</u>	<u>11.9</u>	<u>11.8</u>
Total	<u>\$130.9</u>	<u>\$133.7</u>	<u>\$127.1</u>



# Contact Information

Pamela J. Remieres-Morin, Chief Financial Officer, [premieres@mccs.me.edu](mailto:premieres@mccs.me.edu), 207-629-4018

Dr. Janet M. Sortor, VP and Chief Academic Officer, [jsortor@mccs.me.edu](mailto:jsortor@mccs.me.edu), 207-629-4007