

# Annual University Profiles 2021

---

MARCH 9

---

University of Maine System  
Authored and Data Provided by:  
Jones, D., Zuercher, B., Young, J.,  
White, M., Reynolds, D., Clark, J.,  
Saarinen, T., Eaton, H., & Gavin, C.

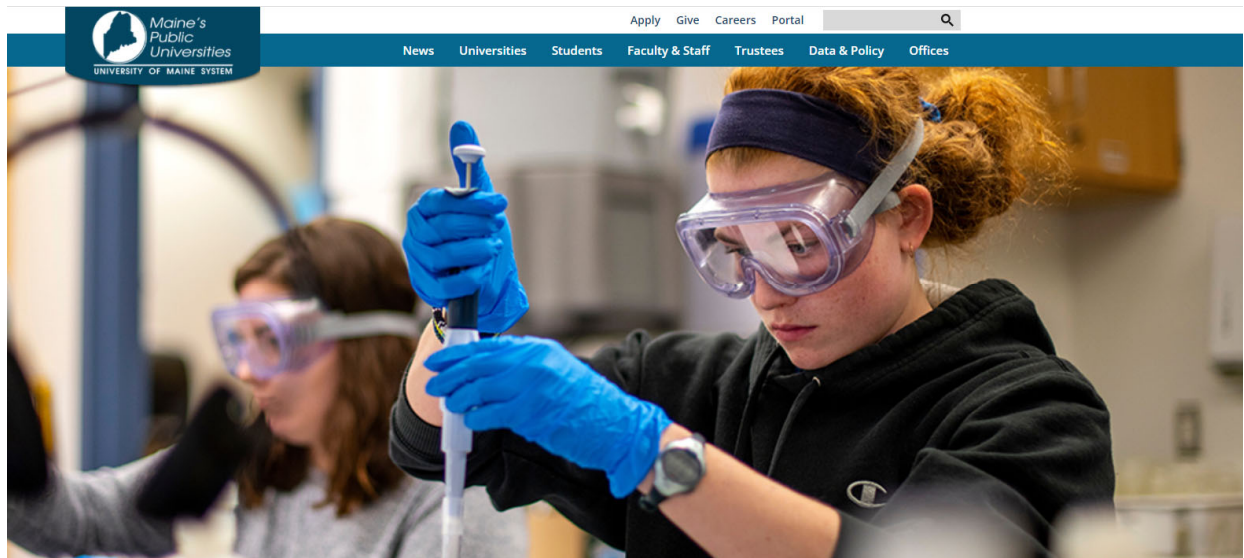


## Contents

<b>The University of Maine System (UMS)</b> .....	<b>1</b>
<b>University of Maine (UM) and its regional campus the University of Maine at Machias (UMM)</b> .....	<b>6</b>
<b>University of Maine at Augusta (UMA)</b> .....	<b>13</b>
<b>University of Maine at Farmington (UMF)</b> .....	<b>18</b>
<b>University of Maine at Fort Kent</b> .....	<b>23</b>
<b>University of Maine at Presque Isle (UMPI)</b> .....	<b>28</b>
<b>University of Maine School of Law (UML)</b> .....	<b>33</b>
<b>University of Southern Maine (USM)</b> .....	<b>37</b>

---

## The University of Maine System (UMS)



*Photo of Maine.edu website*

is Maine's largest educational enterprise. UMS has more than 26,000 students of all ages enrolled in our seven universities, law school, and eight outreach centers located across the state. Our universities prepare our students to be leaders in business, education, government, healthcare, and other industries.

This report outlines the data trends for each University for the past ten-year timeframe. When available, data provides a snapshot of the period 2012-2021. The information is organized by University and contains the following trend categories:

- Enrollment
- Student Success
- Academic Programs
- Early College
- Staffing
- Finance
- Research
- Major Projects

## The University of Maine System

Enrollments and credit hour counts are calculated based on Fall Full-time equivalent (FTE), and they are calculated as follows:  $\text{Fall Undergraduate Credit Hours}/15 + \text{Fall Professional (Law) Credit Hours}/15 + \text{Fall Graduate Credit Hours}/9 = \text{Fall FTE}$ . This formula holds for all campuses except UMF, which uses the following calculation:  $\text{Fall Undergraduate Credit Hours}/16 + \text{Fall Graduate Credit Hours}/9 = \text{Fall FTE}$ . In the case of collaborations, credits hours taught are reported for the host institution (the institution teaching the course), and reports reflect headcount and FTE for the home institution (where the student is matriculated as a degree/certificate-seeking student). Enrollment and credit hour data do not include Early College data. That information has been excluded in order to provide a snapshot of the Early College numbers as a whole. Following this overview, the remainder of the report will illustrate the trends for each of the Universities.

### Enrollment

The University of Maine System has seen a 3.4% decrease in Fall FTE enrollment for 2017-2021. In 2017, UMS had 21,085 FTE students and in 2021 had 20,373 FTE students. Total credit hours have also decreased by more than 4.7% for the same years. Compared to Fall 2017, the University of Maine System provided 14,350 fewer credit hours for Fall 2021. The enrollment decline is even more concerning given because the decline has been happening consistently for the past ten years. There was a 12.1% decline in credit hours for the 2012-2021, ten year period. It is important to note that enrollment data does not include Early College students.

### Student Success

The University of Maine System had made significant improvements in measures of student success until the pandemic reversed these efforts. In 2016, the average return rate (the rate at which students from one fall returned to the following fall) for students who had 0-29 credit hours was 66.9% and for students who had 30-59 credit hours was 80.6%. In 2019 the return rate for students who had 0-29 credit hours rose to 68.6% and for students who had 30-

## The University of Maine System

59 credit hours increased to 81%. However, having endured COVID19 stressors to University life for two years, these return rates declined in 2021 to 65.2% and 79.5%, students with 0-29 and 30-59 credit hours, respectively.

### Academic Programs

The University of Maine System offers a rich set of academic programs, including 258 Bachelors, 106 Masters, and 38 Doctoral or Juris Doctorates. The largest of these programs are in Biological and Biomedical, Health Professions, Computer and Information Sciences, Business, Engineering, Education, Liberal Arts, and Humanities. Since 2015-16, bachelor's degree programs in Nursing have been among the fastest-growing undergraduate majors across the UMS, with 421 more students enrolled in these 2020-21 compared to five years earlier (1,574 vs. 1,995, a 27% increase). More students are also enrolling in undergraduate business programs (1,877 vs. 2,065, a 10% increase) and in Cyber/Information Security programs (104 majors in 2015-16 compared to 287 in 2020-21, a 176% increase).

### Early College

Early college enrollment has experienced significant increases during this reporting period. The 5-year increase in enrollment from 2017-2021 was 70%, and the unduplicated headcount increased 2,000 students. System-wide credit hours increased by 25% between FY20 and FY21. Total expenses for UMS for Early College were \$1,710,403 and revenues were \$5,507,979 in Fiscal Year 2021. Expenses include system office expenses and allocations to support early college offices at all campuses. Revenue includes tuition (self-pay and Aspirations program reimbursement from the DOE) as well as state appropriation. Early college expenses do not include the lost opportunity for full enrollment of students who would otherwise have paid full tuition at the time of matriculation. However, revenue does include tuition payments for concurrent enrollment courses taught at a student's high school, which is only generated through the early college program.

## The University of Maine System

### Staffing

Staffing data is calculated as full-time equivalent (FTE) and is accurate as of October 31 of each reporting year. The data shows a 15.7% decrease in Administrator positions followed by a 12.4% increase in salaried staff for the 2012-2022 time period. Full-time faculty positions have declined by 7.7% for the same period. The overall number of FTE positions has increased by 1.3% in the last five years and decreased by 5.8% over the previous ten years, compared to credit hour declines in the same period of 4.7% in the past five years and 12.1% in the past ten years.

### Financial Resources

The Composite Financial Index (CFI) is a measure of an institution's overall financial health, which is based on four core ratios: primary reserve ratio, net operating revenues ratio, return on net position ratio, and viability ratio. The industry benchmark for an institution's CFI holds at 3.0, with a higher measure indicating a stronger financial position. A CFI snapshot offers a more balanced view of the state of the institution's finances because a weakness in one measure may be offset by the strength of another measure. In 2015, the UMS CFI was 1.80. In 2021, it had improved to 5.30. Note that the 2021 CFI was inflated due to COVID-related Federal Recovery dollars.

### Research

The University of Maine System (UMS) performs a wide variety of basic, applied, and developmental research. Spending is not an all-encompassing measure of research activity, but research spending is one national measure by which institutions are compared. The UMS has grown its research enterprise by 31% in four years. In 2017 the UMS spent 109 million on research, and in 2020 that number rose to 142 million. Almost all of the research growth has come from the University of Maine.

# The University of Maine System

## Figure 1. University of Maine System Comparison of Indicators

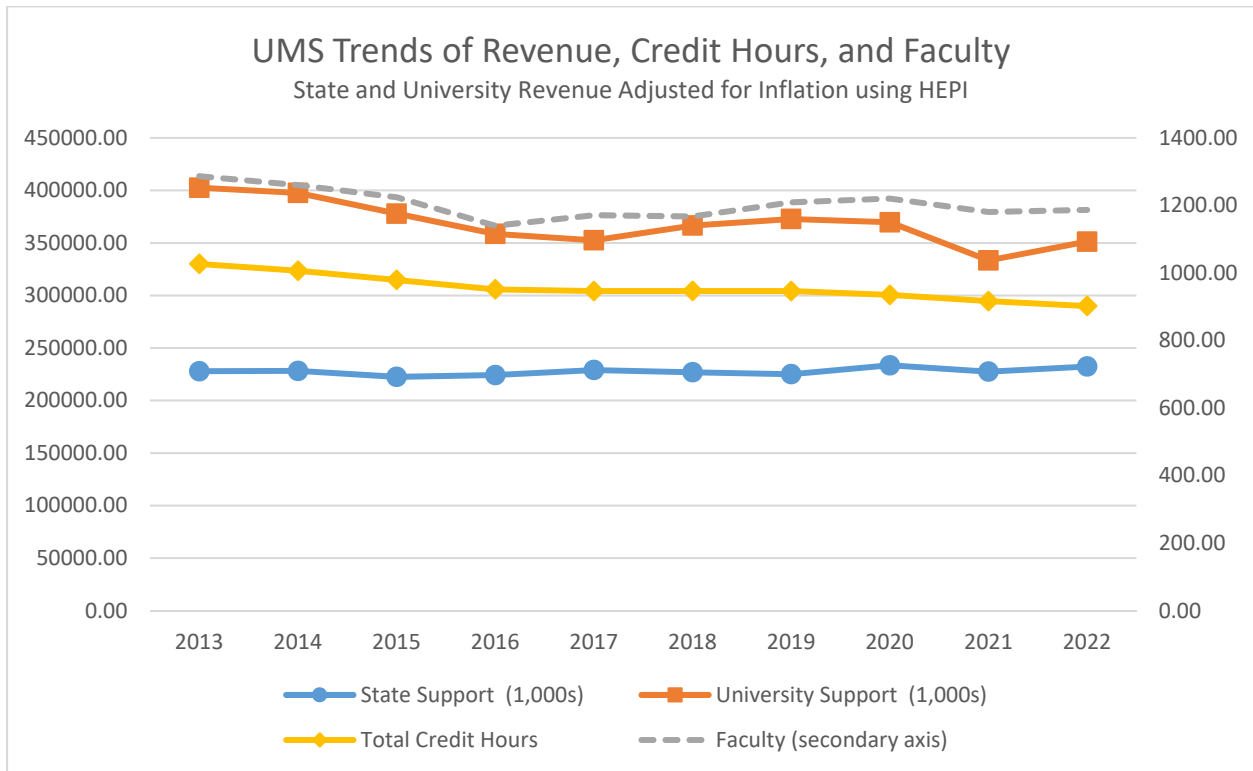



Figure 1 includes inflation-adjusted State funding, inflation-adjusted University generated revenue (noted as University Support), total Fall credit hours, and total full-time faculty. State Funding and University Support numbers have been divided by 1,000 to compare credit hours.

**As shown in Figure 1, the number of full-time faculty has declined over ten years but rose slightly in the past five years. The growth in faculty is contrary to the other trends (flat state support, declining university support, and declining credit hours).**

## University of Maine

University of Maine (UM) and its regional campus the University of Maine at Machias (UMM)



### UMaine is R1

A top-tier research university rooted in Maine

*Photo of UMaine.edu website*

### Enrollment

From 2017 to 2021, UM's fall FTE increased from 9,686 to 9,834 (a 1.5% increase). Over the same period, in-state fall FTE fell 4.2% from 6,156 to 5,898, while non-resident fall FTE increased 11.5% from 3,531 to 3,936. Undergraduate fall FTE decreased by 2.6%, going from 8,601 in 2017 to 8,374 in 2021, while graduate fall FTE increased by 34.5%, going from 1,085 in 2017 to 1,460 in 2021. Total fall credit hours stayed relative stable over the last 5 years, going from 138,781 in 2017 to 138,230 in 2021 (a 0.4% decrease).

### Student Success

Fall-to-fall return rates (the percentage of degree/certificate-seeking students who were enrolled in a fall term and who returned the following fall term, excluding completers) for students who had 0-29 credit hours have fluctuated between 71.6% and 75.4% over the last 7 fall cohorts. Similarly, return rates for students who had 30-59 credit hours have ranged between 85.8% and 88.0% for the last 7 fall cohorts.



## University of Maine

### Academic Programs

At UM, 82% of degree-seeking students are enrolled in Bachelor-degree programs, 14% in Masters-degree programs, and 4.4% in Doctoral programs. Recently launched programs at UM include master's degree programs in Intermedia Arts, Spatial Informatics, Sports Management, and Data Science and Engineering. UM has 25 areas of study, as defined by the National Center for Education Statistics (NCES) Classification of Instructional Programs (CIP). Seven of these programs grew from 2019-20 to 2020-21. The largest growth was in Business, Computer Sciences, and Engineering areas of study.

UM's Masters in Business Administration is the institution's fastest growing program, with 407 students enrolled in 2020-21 (up from 68 students in 2015-16). Other fast-growing programs include UM's Bachelor program in Surveying Engineering Technology, with 183 students (up from 51 five years ago), the Masters in Instructional Technology (91 students, up from 16 in 2015-16), and the Masters in Information Systems (with 59 students, up from 12 in 2015-16).

Undergraduate programs that have declined in enrollment the most over the past five years including the Bachelors in French (which enrolled 10 students in 2020-21, compared to 23 five years ago), Journalism (with 61 students, compared to 100 in 2015-16) and Food Science & Human Nutrition (with 115 majors, compared to 204 five years ago). At the graduate level, enrollment in the history doctoral program declined 41% (with 22 students last year compared to 37 five years earlier). Some of these declines mirror national trends (such as fewer students majoring in Journalism or foreign languages).

### Early College

UM has historically focused on growth in summer programming, while also expanding equitable opportunities to all students during the school year. UM has recently focused on concurrent enrollment opportunities, which includes courses taught by approved high school teachers in partnership with a university faculty liaison. Despite enrollment caps on summer courses due to Aspirations funding limitations, credit hours increased by 87% between FY20

## University of Maine

and FY21. Accounting for the appropriation and tuition, UM saw Early College revenue grow to \$ \$926,107 in FY21 while expenses were \$ 266,935.

### Staffing

For the 2017 – 2021 time period, the overall employee FTE has grown by 2.6%. Administrator positions have been fairly stable, with little change between the 2017 and 2021 count, while salaried staff has increased by 23.4%, driven in part by the growth in funded research. Full-time faculty has little change, while part-time faculty has seen a 9.6% increase. As a comparison, fall credit hours remained relatively stable.

### Financial Resources

The Composite Financial Index (CFI) is a measure of an institution's overall financial health, which is based on four core ratios: primary reserve ratio, net operating revenues ratio, return on net position ratio, and viability ratio. The industry benchmark for an institution's CFI holds at 3.0, with a higher measure indicating a stronger financial position. A CFI snapshot offers a more balanced view of the state of the institution's finances because a weakness in one measure may be offset by the strength of another measure. During the 5-year reporting period, the University of Maine has experienced a low CFI measure of 2.10 in 2017 and a 2021 measure of 4.80. Note that the 2021 CFI was inflated due to COVID-related Federal Recovery dollars.

### Research

The University of Maine (UM) has been designated an R1 university by the prestigious Carnegie Classification of Institutions of Higher Education. The R1 designation signifies “very high research activity” in recent years and it is the highest possible tier a doctoral research university can achieve in the Carnegie Classification. Updates are completed every three years. Only 146 (3.7%) of the nation’s 3,982 degree-granting postsecondary institutions in the United States are classified as top-tier doctoral research universities. UM had 134 million of the System’s total 142 million research expenditure.

Figure 2. University of Maine Comparison of Indicators

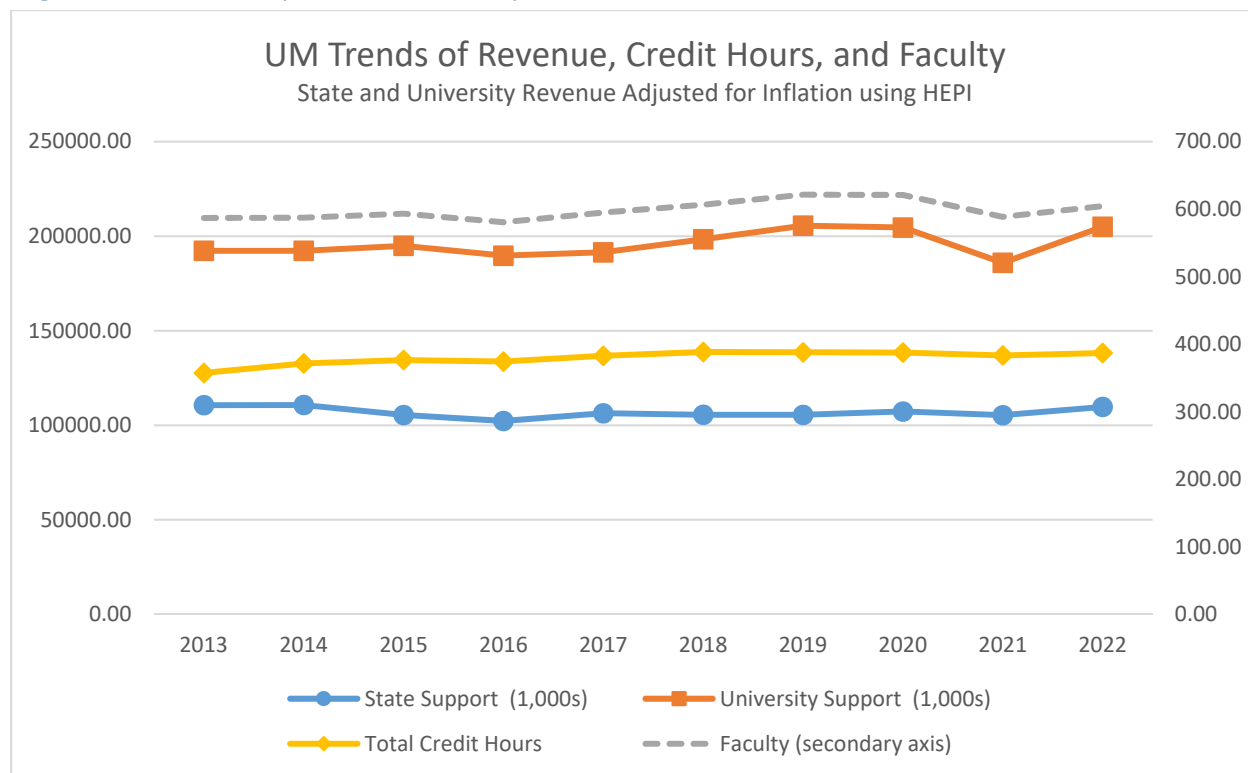


Figure 2 includes inflation-adjusted State funding, inflation-adjusted University generated revenue (noted as University Support), total Fall credit hours, and total full-time faculty. State Funding and University Support numbers have been divided by 1,000 to compare credit hours.

**As shown in Figure 2, the number of full-time faculty trended in line with revenue and credit hours provided. Over the ten years, inflation-adjusted state support and university support has remained flat. Credit hours grew slightly from 2013 to 2018 and then remained stable until the current year.**

### Major Projects

UMaine is focused on continued excellence and a commitment to the student experience utilizing the state of Maine’s unique resources. Current major projects include UMaine’s involvement in the \$240 million investment from the Harold Alfond Foundation with focuses on improving athletics facilities, student success and retention, the creation of the Maine College of Engineering, Computing and Information Science, and the Maine Graduate and Professional Center. UMaine is leading the system in piloting Research Learning Experiences

## University of Maine

which aim to engage students in discovery, knowledge creation and authentic professional practices starting in their first year at the university.

Other projects include an adherence to diversity, equity, and inclusive excellence, increasing the focus on sustainability with a commitment to reduce net Scope 1 greenhouse gas emissions to zero by 2030, and revitalizing our campus infrastructure through the rolling campus master plan. In fall 2022, UMaine will be opening the Ferland Engineering Education and Design Center which will house the Biomedical Engineering Program and Department of Mechanical Engineering, as well as teaching laboratories for Mechanical Engineering Technology Program. It will also provide space for all UMaine engineering majors to complete their senior capstone projects and collaborative learning classrooms that will serve the entire campus. UMaine continues its commitment to distinctive research, innovation, and graduate studies by obtaining an R1 Carnegie Classification.

An example of this research and innovation includes UMaine's research into floating offshore wind technology as a solution to Maine's overdependence on imported fossil fuels and to address climate change. UMaine reached an agreement with Diamond Offshore Wind and RWE Renewables, who will invest \$100 million to help demonstrate the technology at full scale off Monhegan Island. Combined, the two new partners are responsible for nearly a quarter of the world's offshore wind capacity and have committed to enable the biggest commercialization success in the University's history.

## University of Maine

### University of Maine at Machias



**The University of Maine at Machias (UMM) is now a regional campus of the University of Maine. The full integration of the two campuses is still underway. Some of UMM's data is now mixed with UM and other data is still reported separately.**

**UMM's total fall student FTE declined from 434 in 2017 to 322 in 2021 (a decrease of 26.0%). In-state fall FTE dropped 33.7%, going from 365 in 2017 to 242 in 2021, while non-resident Fall FTE increased from 70 in 2017 to 80 in 2021 (a 14.4% increase). Total fall credit hours fell from 6,516 in 2017 to 5,332 in 2021 (an 18.2% decrease). UMM's Early College fall FTE increased substantially, going from 18 in 2017 to 59 in 2021 (an increase of 228.4%).**

**Over the five year period, 2017 – 2021, staffing FTEs at UMM have seen decreases for all employee types except Administrator positions which have been flat. Hourly and salaried staff have decreased by 11 FTE (26%). Full-time faculty have decreased by 7 FTE (32%).**

**In 2020-21, 88% of degree-seeking students at UMM enrolled in Bachelor degree programs and the remaining 12% in Associate degree programs. In 2020-21, UMM launched a bachelor degree program in Environmental Geographic Information Systems. Enrollment in Associate degree programs at UMM has remained relatively stable over the past five years. Although enrollment in the**

## **University of Maine**

**bachelors of Creative Arts program has remained relatively steady, other bachelor degree programs have seen declining enrollment over the past five years.**

**The Coastal Year, a 1+3 program with UM students in specific content areas, was successfully launched Fall 2022. In Fall 2023, a new Nursing Pathway will also be launched at UMM with students starting at UMM and then finishing their nursing degree at the University of Maine.**

## University of Maine at Augusta

### University of Maine at Augusta (UMA)



*Photo of UMA.edu website*

#### Enrollment

Fall FTE increased from 2,010 in 2017 to 2,032 in 2021 (a 1.1% increase). Over the same period, in-state fall FTE dropped 5.3%, from 1,915 to 1,813, while non-resident fall FTE increased 131.2%, from 95 to 219. Undergraduate fall FTE has remained relatively unchanged during this time, going from 2,010 in 2017 to 2,004 in 2021 (a decrease of 0.3%). In Fall 2020 UMA started offering graduate programs. Fall 2021 graduate credits increased by 5.3%, resulting in a graduate Fall FTE of 28 in Fall 2021. Total Fall credit hours increased slightly from 30,144 in 2017 to 30,320 in 2021 (a 0.6% increase).

#### Student Success

Fall-to-fall return rates (the percentage of degree/certificate-seeking students who were enrolled in a fall term and who returned the following fall term, excluding completers) for students who had 0-29 credit hours have ranged from 52.8% to 58.0% over the last seven fall cohorts. Similarly, return rates for students who had 30-59 credit hours have ranged between 64.5% and 69.1% for the last seven fall cohorts. While UMA has had the lowest return rates in the UMS, they were the only university to improve their return rates during the COVID19 pandemic.

## University of Maine at Augusta

### Academic Programs

At UMA, 87% of degree-seeking students in 2020-21 were enrolled in Bachelor degree programs, 13% in Associate degree programs, and 1% in Master's programs. In addition to launching a Cybersecurity Master's program (a partnership with USM), UMA began offering Graduate Certificates in Substance Use Disorders and Trauma Informed Emergency Management. UMA recently launched new bachelor degree programs in Veterinary Technology, Data Science, and Elementary and Secondary Education. UMA offers 17 areas of study, as defined by the National Center for Education Statistics (NCES) Classification of Instructional Programs (CIP). Four of these programs grew from 2019-20 to 2020-21. The largest growth was in Library Science and Veterinary Science areas of study.

UMA's Bachelor's in Cybersecurity is the institution's fastest growing program, with 189 students enrolled in 2020-21 compared to 37 in 2015-16. UMA's Bachelor's of Nursing program is also enrolling more students compared to five years ago, with 263 students in 2020-21 (up from 135 in 2015-16). Other bachelor's programs that have seen enrollment increase substantially include Information & Library Science, and Music. Although fewer students are pursuing the Bachelor's and Post-Baccalaureate programs in Computer Information Systems, more are pursuing Cybersecurity. Fewer students are pursuing degrees in Art, Social Science, Applied Science, Mental Health/Human Services, and Justice Studies. UMA's bachelor's degree completion programs – Applied Science and Liberal Studies – enrolled over 600 students the fall 2021 semester.

### Early College

UMA Early College includes Bridge Academy, a program that includes partnerships with local career and technical education centers. UMA also has a diverse selection of online opportunities as well as concurrent enrollment opportunities, which includes courses taught by approved high school teachers in partnership with a university faculty liaison. UMA is one of the largest EC providers, with a credit hour increase of 15% between FY20 and FY21. Accounting for the appropriation and tuition, UMA saw Early College revenue grow to \$1,010,928 in FY21 while expenses were \$ 298,556. Note that expenses do not include salary lines budgeted for outside of the early college system appropriation. Similarly, revenue does not include



## University of Maine at Augusta

additional funds provided by the Bridge Academy program to offset program administration costs.

### Staffing

During the 2017 – 2021 period, the number of UMA Administrators decreased by two FTE, while hourly and salaried staffing increased by two FTE. The number of full-time faculty grew by 13%, and the number of part-time faculty grew by 11% over the same period of time. UMA's overall employee FTE number declined by 3.3% over the past five years.

### Financial Resources

The Composite Financial Index (CFI) is a measure of an institution's overall financial health, which is based on four core ratios: primary reserve ratio, net operating revenues ratio, return on net position ratio, and viability ratio. The industry low benchmark for an institution's CFI holds at 3.0, with a higher measure indicating a stronger financial position. A CFI snapshot offers a more balanced view of the state of the institution's finances because a weakness in one measure may be offset by the strength of another measure. During the five-year reporting period, the University of Maine at Augusta had a CFI measure of 4.40 in 2017 and a measure of 5.30 in 2021. While UMA's 2021 CFI was inflated due to COVID-related Federal Recovery funds, it remained the strongest in the UMS.

### Research

The primary mission of the University of Maine at Augusta is to serve as a community-accessible institution of undergraduate education; however, many members of their faculty are committed to research programs within, between and beyond their disciplines. UMA's research expenditure was \$102,000 in 2020.

## University of Maine at Augusta

Figure 3. University of Maine at Augusta Comparison of Indicators

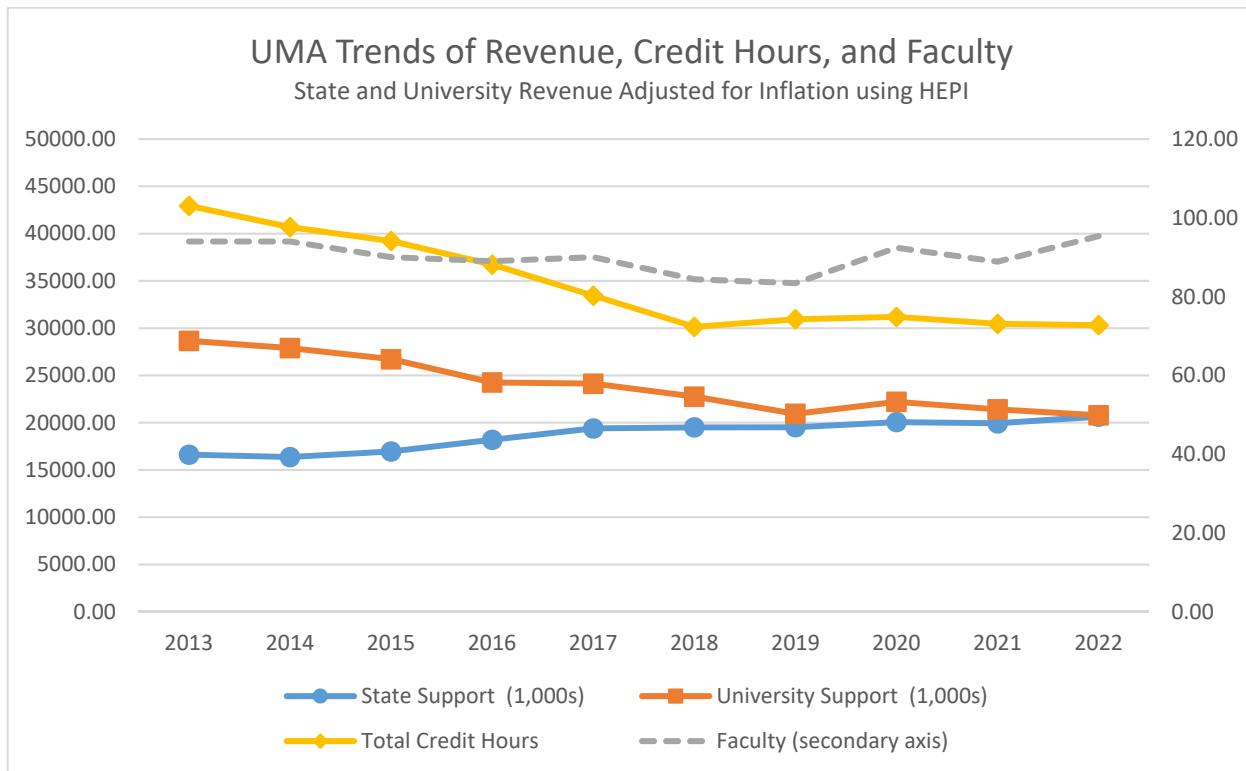


Figure 3 includes inflation-adjusted State funding, inflation-adjusted University generated revenue (noted as University Support), total Fall credit hours, and total full-time faculty. State Funding and University Support numbers have been divided by 1,000 to compare credit hours.

**As shown in Figure 3, the number of full-time faculty at UMA has grown since 2019. UMA has produced fewer credit hours and inflation-adjusted university support during the ten years; however, inflation-adjusted state support has grown.**

### Major Projects

UMA has the highest Net Asset Value (NAV) within the UMS (68%) and is quickly approaching the long term BOT benchmark for NAV value of 70%. Plans are to invest in HVAC upgrades to the two largest buildings on the Augusta campus and to several buildings on the Bangor campus. Facility upgrades that support academic initiatives, directly impacting students, include the purchase of a new plane and virtual reality training for Aviation; renovations to provide better support and expansion in the Veterinary Technology, Music and Art programs; expanding laboratory facilities with the goal of doubling graduates in the Medical Laboratory Technology program; and installing Nursing simulation at all of the Nursing cohorts at UMA Centers throughout

## University of Maine at Augusta

State of Maine. Finally, continued support for, and reinvestment in, the Cybersecurity program's Cyber Range will augment the current curriculum and increase professional development opportunities.

## University of Maine at Farmington

### University of Maine at Farmington (UMF)



*Photo of UMF.maine.edu website*

#### Enrollment

**Total fall FTE enrollment declined 18.6% from 5 years ago, going from 1,711 in 2017 to 1,392 in 2021. In-state fall FTE declined 19.6%, going from 1,428 in 2017 to 1,148 in 2021. Similarly, non-resident fall FTE decreased 13.8%, going from 283 in 2017 to 244 in 2021. Undergraduate fall FTE also fell from 1,615 in 2017 to 1,262 in 2021 (a decrease of 21.9%), whereas graduate fall FTE increased from 96 in 2017 to 130 in 2021 (an increase of 36.3%). Total fall credit hours decreased from 26,708 in 2017 to 21,480 in 2021 (a 19.6% decrease).**

#### Student Success

**Fall-to-fall return rates (the percentage of degree/certificate-seeking students who were enrolled in a fall term and who returned the following fall term, excluding completers) for students who had 0-29 credit hours over the last 7 fall cohorts have typically fallen between 69.3% and 75.1%, though for the Fall 2020 cohort, this figure fell to 64.3%. Return rates for students who had 30-59 credit hours have ranged between 81.9% and 87.9% for the last 7 fall cohorts.**

## University of Maine at Farmington

### Academic Programs

In 2020-21, 89% of degree-seeking students at UMF enrolled in Bachelors programs, and the remaining 11% in Masters programs. In the past several years, UMF recently launched a Master's program in Counseling Psychology (with a creative arts focus), and an additional Bachelors programs in World Languages K-12 education. UMF has 17 areas of study, as defined by the National Center for Education Statistics (NCES) Classification of Instructional Programs (CIP). Six of these programs grew from 2019-20 to 2020-21. The largest growth was in the Education and Psychology areas of study.

Among the fastest growing programs at UMF in recent years are its Masters of Science in Education, with 141 students enrolled in 2020-21 compared to 64 in 2015-16 (an increase of 120% over five years). Similar slow but steady growth in enrollment was also evident in UMF's Actuarial Science and Political Sciences majors.

While still the largest undergraduate major at UMF (with 215 students in 2020-21), Elementary Education saw a 19% decline in enrollment since 2015-16 (when the program enrolled 266 students). Other large undergraduate programs at UMF that have lower enrollment now compared to five years ago include Rehabilitation Services (down 51%, enrolling 50 students in 2020-21 compared to 103 in 2015-16), and Community Health Education which declined 42% (with 75 students in 2020-21 compared to 129 in 2015-16).

### Early College

UMF had a small early college program until 2018 when the program expanded primarily through concurrent enrollment opportunities, which includes courses taught by approved high school teachers in partnership with a faculty liaison. UMF committed to further expansion by hiring a dedicated Director of Early College in May of 2021. UMF early college credit hours increased by 66% between FY20 and FY21. Accounting for the appropriation and tuition, UMF saw Early College revenue grow to \$204,218 in FY21 while expenses were \$85,086.

## University of Maine at Farmington

### Staffing

The total number of staff and Administrators has held steady for the 2017 – 2021 time period, decreasing 1 FTE in total. The number of full-time faculty positions have decreased 6.4% which translates to 7 FTE. The number of Part-time faculty FTE has increase by 14.7%. UMF's total number of employee FTE declined by 3.6% in the five year period. As a comparison, credit hours declined by 19.6% in the same period.

### Financial Resources

The Composite Financial Index (CFI) is a measure of an institution's overall financial health, which is based on four core ratios: primary reserve ratio, net operating revenues ratio, return on net position ratio, and viability ratio. The industry benchmark for an institution's CFI holds at 3.0, with a higher measure indicating a stronger financial position. A CFI snapshot offers a more balanced view of the state of the institution's finances because a weakness in one measure may be offset by the strength of another measure. During the 5-year reporting period, the University of Maine at Farmington had CFI measure of -.5 in 2017 and a 2021 measure of 1. Note that while the 2021 CFI improved due to COVID-related Federal Recovery dollars, all of UMF's financial indicators are far below stable levels.

### Research

The University of Maine at Farmington has earned a national reputation for excellence, gaining stature as one of the finest state-supported liberal arts colleges in the northeastern U.S. As such, UMF's focus is on liberal arts education; however, their faculty engage in original research. UMF's has the third highest amount of research expenditures in the UMS, at \$823,842 in 2020.

## University of Maine at Farmington

Figure 4. University of Maine at Farmington Comparison of Indicators

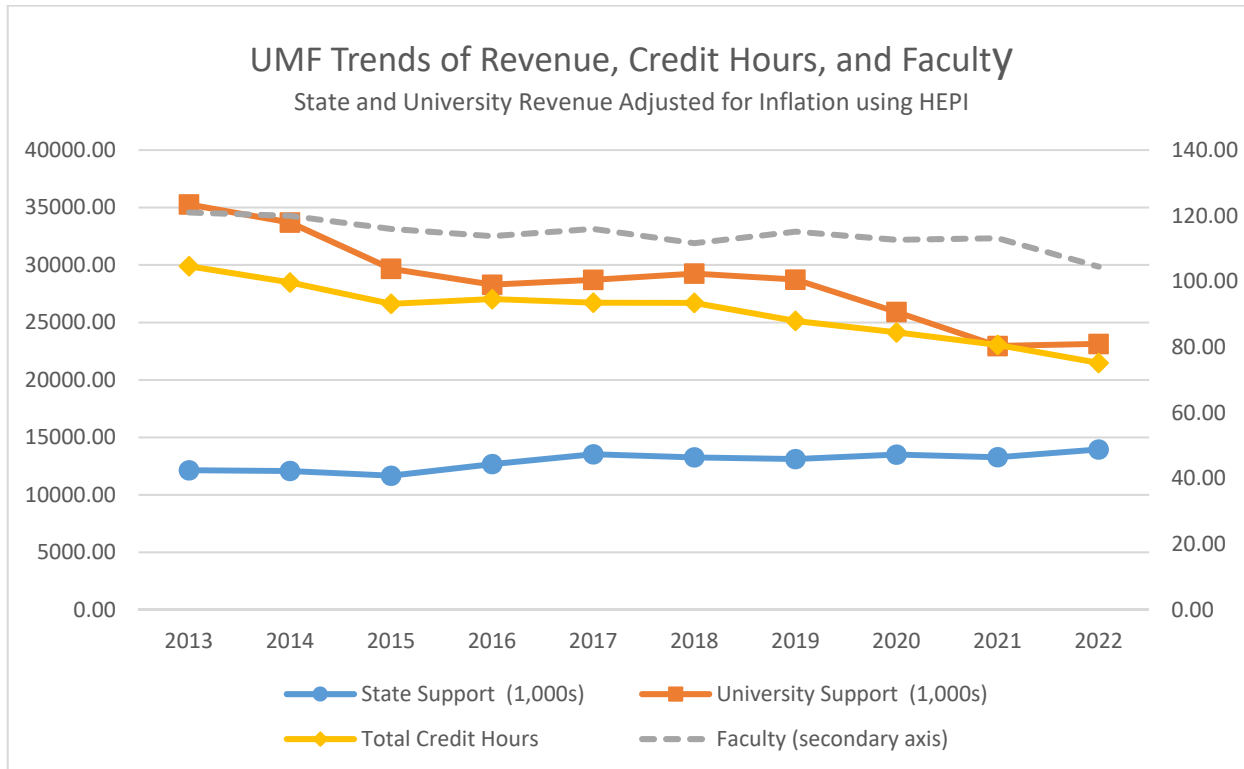


Figure 4 includes inflation-adjusted State funding, inflation-adjusted University generated revenue (noted as University Support), total Fall credit hours, and total full-time faculty. State Funding and University Support numbers have been divided by 1,000 to compare credit hours.

**As shown in Figure 4, the number of full-time faculty has not declined at the same rate their inflation-adjusted university support and credit hours have declined.**

### Major Projects

In May 2021, UMF transitioned to the implementation phase of our “UMF ReIMAGINED” three-year strategic plan. This ambitious plan calls for addressing UMF’s most serious challenges: financial unsustainability, lack of alignment with the University of Maine System, declining enrollments, mismatch between student population and faculty size, limited donor support, and destructive competition with other campuses. We organized this work in to four major workstreams:

- Curricular redesign
- Enrollment management strategy
- Organizational redesign
- Budgeting model

## University of Maine at Farmington

UMF's current challenges demand bold action and an ambitious timeline. The plan is on schedule for these four work streams to converge for the Fall 2023 semester. This will be the first class recruited under the new Enrollment Management plan, starting in the three-credit hour model supported by a more effective/efficient organizational structure and budgeting process.

UMF's Sweatt-Winter Child Care and Early Education Center is slated to open in January 2023. Renovations that will transform the space—more than 10,000-square-feet of it—into an inspiring location at the entrance of campus will begin in June. The center will modernize and expand UMF's nationally accredited childcare center into a state-of-the-art, multi-use, all-inclusive childcare and academic facility offering direct experience for students enrolled in undergraduate and graduate early childhood education classes. By providing a model inclusive setting serving children and families ages 6 weeks through age 8, we will increase the enrollment in the center and hope to attract prospective undergraduate students, as well as graduate students who will serve in leadership and policy-making roles across the state. We are working to increase pathways into our programs through early college offerings, articulation agreements with community colleges, and new pathways for adult learners. All these efforts will help increase the number of students prepared to teach and support young children and their families.



## University of Maine at Fort Kent

### University of Maine at Fort Kent



*Photo of UMFK.edu website*

### Enrollment

**Total fall FTE enrollment decreased 27.0%, going from 774 in 2017 to 565 in 2021. In-state fall FTE went from 605 in 2017 to 263 in 2021, a decrease of 56.4%. Non-resident fall FTE, on the other hand, increased from 169 in 2017 to 3a01 in 2021, an increase of 78.4%. Total fall credit hours fell from 11,604 in 2017 to 8,472 in 2021 (a 27.0% decrease).**

### Student Success

**Fall-to-fall return rates (the percentage of degree/certificate-seeking students who were enrolled in a fall term and who returned the following fall term, excluding completers) for students who had 0-29 credit hours have fluctuated between 58.8% and 66.8% for the last 7 fall cohorts. Return rates for students who had 30-59 credit hours have ranged between 64.9% and 78.7% for the last 7 fall cohorts.**

### Academic Programs

**At UMFK, 94% of degree-seeking students are enrolled in Bachelor programs and the remaining 6% in Associate degree programs. UMFK launched a Cyber Security program in 2015-16 and in more recent years launched two transfer programs that students can begin at UMFK and finish at UMPI, one in Education and another in History & Political Science. UMFK has 12 areas of study, as defined by the National**

## University of Maine at Fort Kent

Center for Education Statistics (NCES) Classification of Instructional Programs (CIP). All of their programs declined or had flat enrollment from 2019-20 to 2020-21. The largest loss was in the Business area of study.

Nursing is by far the largest major at UMFK, enrolling 281 students in its face-to-face program in 2020-21 and 318 in its online program. Enrollment in the face-to-face program has declined slightly since 2015-16 (by 53 students) but this drop was offset by students entering into the online Nursing program (which gained 81 students in the last five years). The online Nursing program was among the fastest growing programs in the past few years at UMFK. Although the accelerated program in Nursing enrolls fewer students than the traditional nursing program, it also experienced some gains in enrollment in recent years. UMFK's Bachelor program in Conservation Law Enforcement also increased its enrollment, from 3 students in 2015-16 up to 35 students in 2020-21.

Both the face-to-face and online enrollments in Business Management also declined during this period (though the traditional Business Management program, with 94 majors in 2020-21, remains among the largest programs at UMFK). UMFK's Bachelors in Biology also declined by about 20 students over the past five years (with 23 majors in 2020-21).

### Early College

UMFK's RuralU program has extensive outreach to high schools statewide through concurrent enrollment opportunities, which includes courses taught by approved high school teachers in partnership with a university faculty liaison. UMFK's early college credit hours increased by 21% between FY20 and FY21, due largely to online course offerings. Accounting for the appropriation and tuition, UMF saw Early College revenue grow to \$834,798 in FY21 while expenses were \$ 177,347. Note that expenses do not include salary lines budgeted for outside of the early college system appropriation.

## University of Maine at Fort Kent

### Staffing

For the time period 2017 – 2021 the overall employee FTE count has decreased by 6.5%, or 6 FTE (123 vs 115). Administrator positions have increased by 1 FTE while staff positions has increased by 3 FTE. Faculty positions have decreased by 3 FTE. Part-time faculty FTE decreased by 3 FTE. As a comparison, credit hours declined by 27% in the same period.

### Financial Resources

The Composite Financial Index (CFI) is a measure of an institution's overall financial health, which is based on four core ratios: primary reserve ratio, net operating revenues ratio, return on net position ratio, and viability ratio. The industry benchmark for an institution's CFI holds at 3.0, with a higher measure indicating a stronger financial position. A CFI snapshot offers a more balanced view of the state of the institution's finances because a weakness in one measure may be offset by the strength of another measure. During the 5-year reporting period, the University of Maine at Fort Kent had CFI measure of -.1 in 2017 and a 2021 measure of 4.1. Note that the 2021 CFI was inflated due to COVID-related Federal Recovery dollars.

### Research

While UMFK serves Maine's rural communities and beyond through affordable, technologically-enhanced, and professionally-focused educational programs, its faculty are engaged in original research activities. UMFK research expenditures were 166 thousand in 2020.

## University of Maine at Fort Kent

Table 5. University of Maine at Fort Kent Comparison of Indicators

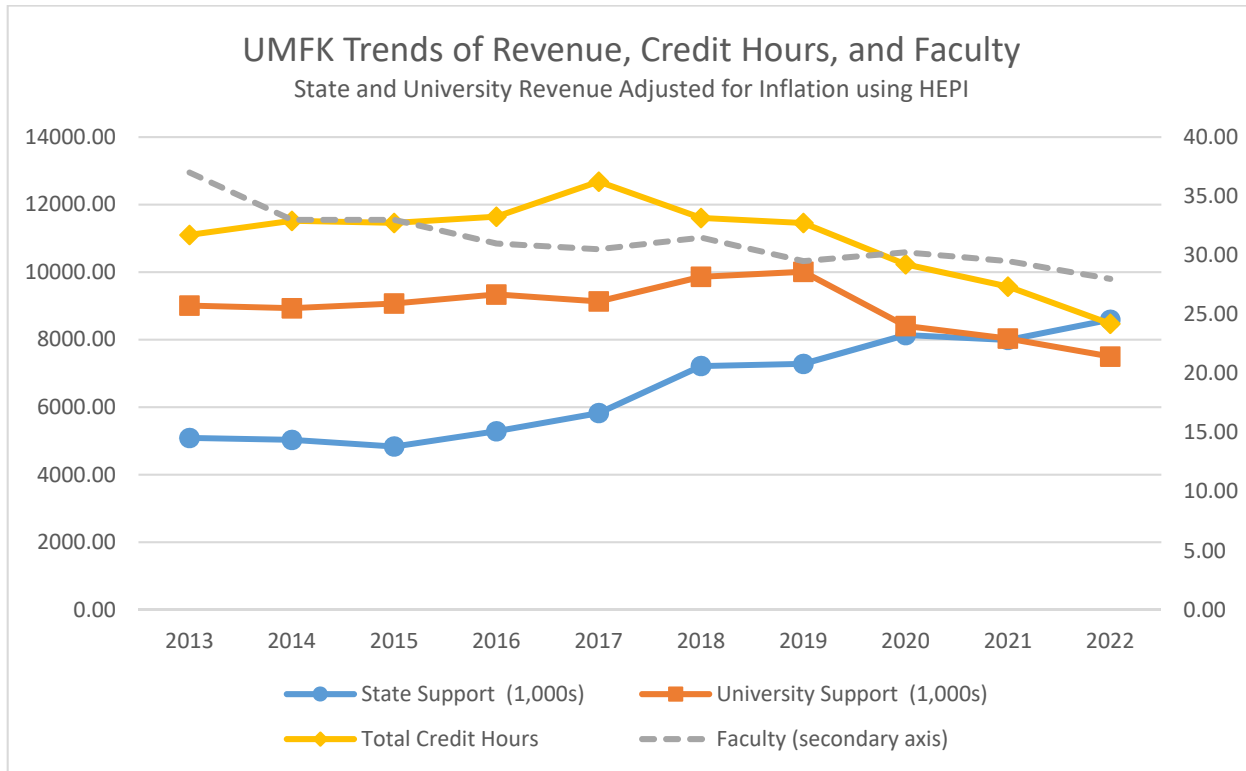


Table 5 includes inflation-adjusted State funding, inflation-adjusted University generated revenue (noted as University Support), total Fall credit hours, and total full-time faculty. State Funding and University Support numbers have been divided by 1,000 to compare credit hours.

As shown in Table 5, the number of full-time faculty have declined in relation to UMFK’s decline in inflation-adjusted university support and total credit hours produced. UMFK’s inflation-adjusted state support has grown, after a 2017 adjustment to the State’s formula allocation.

### Major Projects

UMFK continues to make significant progress on the multi-year plans for Renovation thru Replacement and Space Reduction Initiative, improving its facilities profile by reducing square footage, increasing net asset value, and reducing deferred maintenance.

The successful completion of the Enrollment and Advancement Center (EAC) has been a cornerstone achievement. The EAC is a new multi-purpose facility which serves as a high-profile focal point for visitors to UMFK, replaces several buildings

## **University of Maine at Fort Kent**

**with high maintenance needs, and visually unites the two sides of campus as recommended in the Master Plan.**

**Other recent key projects include replacement of the gymnasium floor and bleachers in the SportsCenter as well as installation of an automatically synchronized propane-boiler backup system.**

## University of Maine at Presque Isle (UMPI)

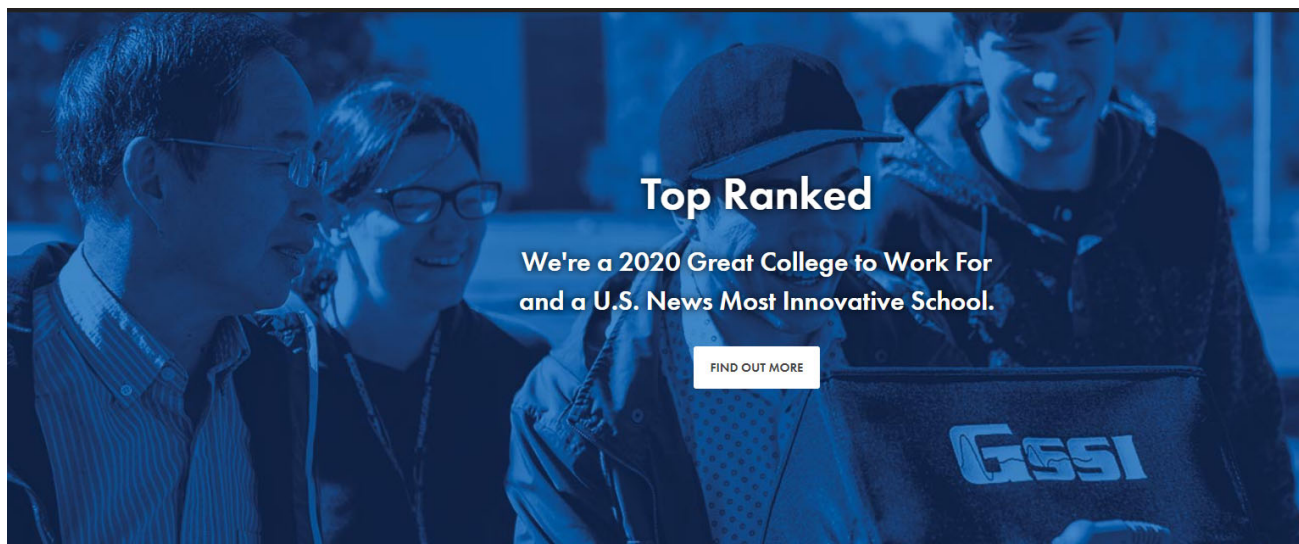


Photo of [UMPI.edu](http://UMPI.edu) website

### Enrollment

UMPI's total fall FTE enrollment increased from 720 in 2017 to 855 in 2021 (an 18.8% increase); since census count at the onset of the pandemic, enrollment has increased 25% (from 874 to 1094). This reflects the strongest growth during this period, in terms of total percent of institutional population, within the UMS. In-state fall FTE experienced a drop of 19.6%, from 580 in 2017 to 466 in 2021. With the development of new programming and an increased focus on accelerated, online offerings, non-resident fall FTE increased substantially, going from 140 in 2017 to 389 in 2021 (a 177.9% increase). UMPI recently started offering graduate programs and had 10 graduate Fall FTE in 2021. Total fall credit hours increased from 10,801 in 2017 to 12,769 in 2021 (an increase of 18.2%).

### Student Success

Fall-to-fall return rates (the percentage of degree/certificate-seeking students who were enrolled in a fall term and who returned the following fall term, excluding completers) for students who had 0-29 credit hours have ranged between 56.0% and 62.1% for the past 7 fall cohorts. Return rates for students who had 30-59 credit hours have typically ranged between 70.3% and 82.7%, though for the Fall 2020 cohort, this figure fell to 65.1%.

## University of Maine at Presque Isle

### Academic Programs

At UMPI, 7.5% of students in 2020-21 were enrolled in Associate degree programs, 91.5% in Bachelor degree programs, and 1% in UMPI's new Masters of Organizational Leadership program (the institution's first master's program). UMPI's Masters of Organizational Leadership enrolled 12 in the program's first year (2020-21). UMPI recently launched an Exercise Science bachelors program which now enrolls 56 students. UMPI also launched bachelors programs in Computer Science, Cyber Security, and Health Administration in the past three years; Agricultural Science and Agribusiness, launched in 2018-2019, currently enrolls 18 majors. UMPI has 20 areas of study, as defined by the National Center for Education Statistics (NCES) Classification of Instructional Programs (CIP). Eleven of these programs grew from 2019-20 to 2020-21. The most significant growth was in Business, Health Professions, Education, and Fitness areas of study.

UMPI's Bachelors of Business Administration is the institution's largest and fastest growing major, with 281 students enrolled in 2020-21, up from 148 five years earlier, a 90% increase (this includes students enrolled in the traditional program as well as the online "Your Pace" modality). UMPI also launched a transfer program in Nursing with UMFK, which enrolled 68 students in 2020-21, up from 18 when the program first opened two years prior. Within the Humanities, UMPI's History & Political Science major also gained a substantial number of majors in recent years, doubling its enrollment from 21 in 2017-18 to 49 in 2020-21. Other bachelors programs that have seen an increase in majors include its Elementary Education and Accounting programs.

Bachelors programs that declined in the number of students lost an average of 16 students, but these drops were relatively similar across different areas of study that saw drops in enrollments. For example, 16 fewer students now major in Physical Education in 2020-21 (19 students enrolled compared to 35 in 2015-16); some of this attrition occurred due to transfer of students into related fields such as Exercise Science. Criminal Justice also enrolled fewer students in its bachelors program in 2020-21 compared to five years prior (59 vs 79), as did Social Work (64 students in 2015-16 compared to 42 in 2020-21), and Environmental Science & Sustainability

## University of Maine at Presque Isle

(with 30 majors five years prior compared to 19 in 2020-21). While still one of UMPI's larger majors, Psychology saw enrollments declines since 2015-106 before a recovery in 2020-21.

### Early College

UMPI's early college program has extensive outreach to local high schools through concurrent enrollment opportunities, which includes courses taught by approved high school teachers in partnership with a university faculty liaison. UMPI's early college credit hours increased by 17% between FY20 and FY21, due largely to online course offerings. Accounting for the appropriation and tuition, UMPI saw Early College revenue grow to \$931,523 in FY21 while expenses were \$ 227,421.

### Staffing

UMPI's total staffing level has remained consistent over the time period, 2017 – 2021, with only a 5 FTE decrease. This FTE decrease was experienced during a time of significant enrollment growth. As a comparison, credit hours increased by 18.2% in the same period. Administrator positions have increased by 2 FTE. Full-time faculty and part-time faculty have both experienced decreases; 2 FTE and 1 FTE respectively. Hourly and salaried staff realized an increase of 6 FTE over the time period, with staffing increases in those areas of direct student support necessitated by enrollment growth (i.e., the "Your Pace" modality).

### Financial Resources

The Composite Financial Index (CFI) is a measure of an institution's overall financial health, which is based on four core ratios: primary reserve ratio, net operating revenues ratio, return on net position ratio, and viability ratio. The industry benchmark for an institution's CFI holds at 3.0, with a higher measure indicating a stronger financial position. A CFI snapshot offers a more balanced view of the state of the institution's finances because a weakness in one measure may be offset by the strength of another measure. During the 5-year reporting period, the University of Maine at Presque Isle had CFI measure of -.7 in 2017 and a 2021 measure of 2.9. Note that the 2021 CFI was inflated due to COVID-related Federal Recovery dollars.



# University of Maine at Presque Isle

## Research

While UMPI serves Maine's rural communities through community engaged, professionally-focused programs, their faculty are also engaged in original research activities. UMPI research expenditures were 130 thousand in 2020.

Figure 6. University of Maine at Presque Isle Comparison of Indicators

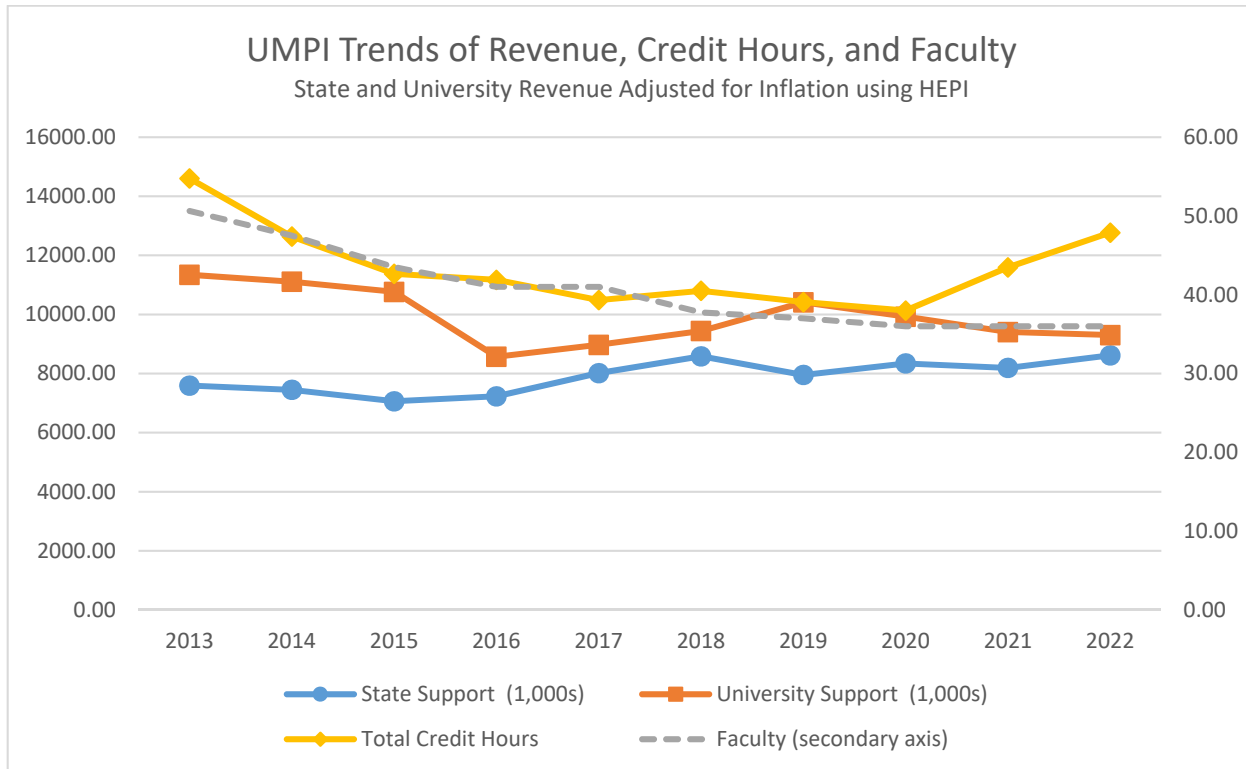


Figure 6 includes inflation-adjusted State funding, inflation-adjusted University generated revenue (noted as University Support), total Fall credit hours, and total full-time faculty. State Funding and University Support numbers have been divided by 1,000 to compare credit hours.

As shown in Figure 6, the number of full-time faculty have declined in relation to declines in inflation-adjusted university support. Inflation-adjusted state support and credit hours have trended up since 2016.

## Major Projects

UMPI has multiple capital projects either nearing completion or in progress. A \$1.14 million solar array, comprising 848 modules with a total output of 405 kw/DV, providing an annual output of nearly 500,000 KWH, or \$56,000/annum, was

## University of Maine at Presque Isle

completed in February 2022. This array replaces the UMPI's decommissioned wind turbine and includes the potential for significant expansion, through additional university investment as well as municipal partnerships. The Lisnik Nursing Simulation Laboratory and associated renovations established a state-of-the-art nursing simulation environment, made possible through the employment of the 2018 UMS workforce infrastructure bond. Wieden Hall's athletic and gymnasium facilities are currently commencing the second phase of renovations, with an estimated total project cost of \$7.8 million, made possible through a combination of funding from the infrastructure bond, private philanthropy, and UMS debt financing.

### University of Maine School of Law (UML)



*Photo of [MaineLaw.maine.edu](http://MaineLaw.maine.edu) website*

#### Enrollment

Total fall FTE increased from 229 in 2017 to 249 in 2021 (a 9.0% increase). In-state fall FTE increased from 171 in 2017 to 179 in 2021 (a 5.2% increase). Non-resident FTE also increased from 58 in 2017 to 70 in 2021 (a 20.1% increase). Overall, total fall credit hours increased from 3,427 in 2017 to 3,736 in 2021 (a 9.0% increase).

#### Student Success

Fall-to-fall return rates (the percentage of degree/certificate-seeking students who were enrolled in a fall term and who returned the following fall term, excluding completers) for students who had 0-29 credit hours have ranged between 89.4% and 95.3% over the last 7 fall cohorts. UM School of Law has consistently had the highest return rate in the UMS.

#### Academic Programs

The University of Maine School of Law offers three degrees: JD, a post-JD Master of Laws (LLM), and Doctorate in the Science of Law (JSD). In 2020-21, 257 students were enrolled in the JD program, one in the Master of Laws, and none in the JSD program (though the JSD typically enrolls 2-3 students per year, 2020-21 appears to be an

## University of Maine School of Law

exception). Enrollment in the JD program has remained relatively steady over the past five years, enrolling anywhere from 242 students (2016-17) to 257 (2020-21).

### Early College

Maine Law provides graduate education and therefore does not participate in Early College. It does, however, have a Pre-Law Undergraduate Scholars program (“PLUS”), which brings students from underrepresented communities to the Law School for a multi-week residential program that introduces the students to the legal profession as well as other potential professional career paths.

### Staffing

For the time period, 2017 – 2021, total FTE has remained relatively flat, with 44 FTE in 2017 and 44 FTE in 2021. 1 FTE has added to Administrators and full-time faculty. For hourly and salaried positions, 1 FTE has been added for FY ‘23.

### Financial Resources

The University of Maine School of Law has recently been pulled out from under the University of Southern Maine; therefore, there is no trend data to share. Maine legislators have significantly invested in the Law School in 2022, going from 856 thousand in 2021 (augmented by necessity with System Reserve Funds), to a 3.2 million initial allocation in 2022.

### Research

The University of Maine Law School has not tracked research expenditures independent of the University of Southern Maine; therefore, there is no trend data to share.

# University of Maine School of Law

Figure 7. University of Maine School of Law Comparison of Indicators

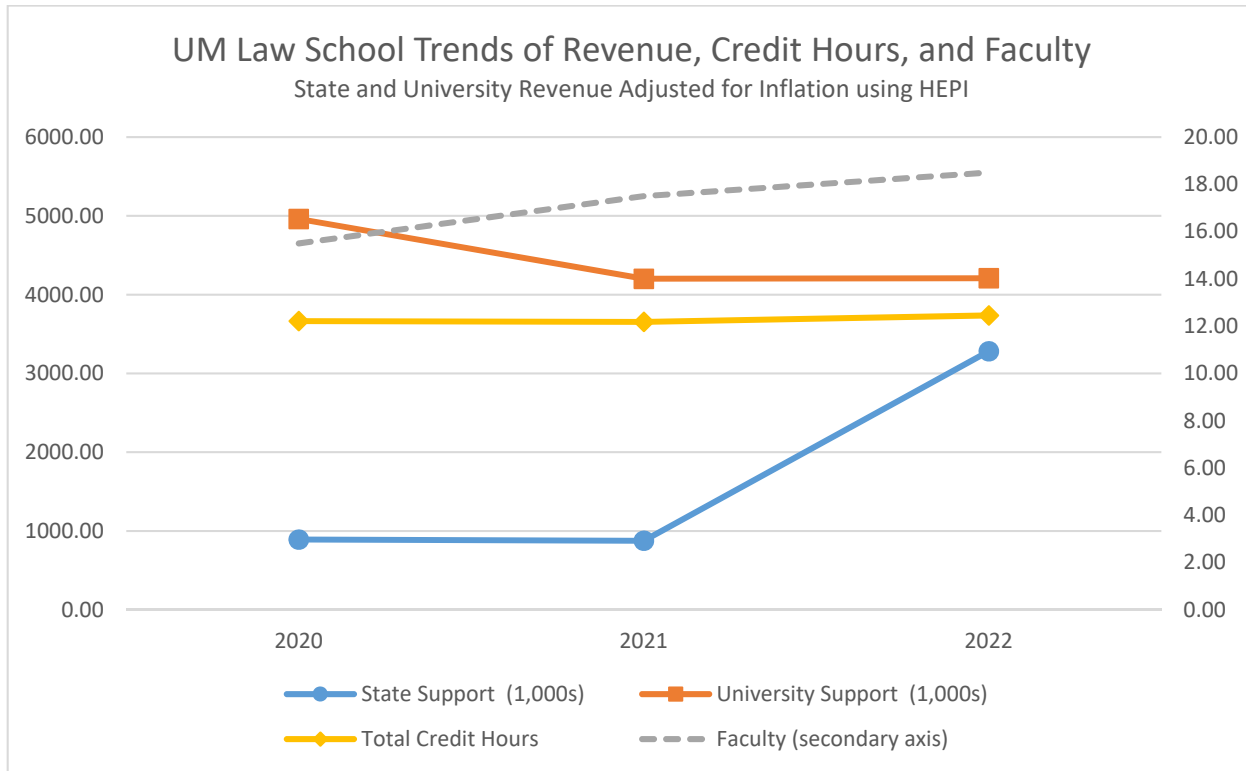


Figure 7 includes inflation-adjusted State funding, inflation-adjusted University generated revenue (noted as University Support), total Fall credit hours, and total full-time faculty. State Funding and University Support numbers have been divided by 1,000 to compare credit hours.

**As shown in Figure 7, the number of full-time faculty and credit hours have grown slightly. The Law School’s inflation-adjusted state-support significantly grew in 2022.**

## Major Projects

**The transition of the Law School to direct reporting to the Chancellor, the System, and the Board of Trustees has empowered several critical initiatives.**

## University of Maine School of Law

### Facilities



Following a now 17 year search for an appropriate building for the Law School, the System has obtained a long term-lease, with option to purchase, of a 6 floor modern facility in downtown Portland, close to the courts, the business center of the City, and the ocean economy. Following renovations, Maine Law, along with the Graduate and Professional Center, and University of Maine partners, including - among others - the Graduate School of Business and the Gateway, will open for business in the fall of 22.

### Programs

Maine Law signature programs in Environmental Law, including Arctic studies, Privacy Law, Rural Practice, and the Legal Aid Clinic are undergoing updates and receiving increased support through adjunct faculty and professors of practice.

New programs in JD and non-JD legal education are expanding. A new certificate in Business and Transactional Law has been added to the JD program. The Board has authorized a new pre-JD Masters of Law program (MLS); the non-JD certificate in Compliance has been taken entirely online to attract businesses, the medical community, and other organizations. The Education Committee of the Maine Legislature recently gave its unanimous approval to a bill providing the resources to expand the Law School's Legal Aid Clinic into rural counties.

## University of Southern Maine (USM)

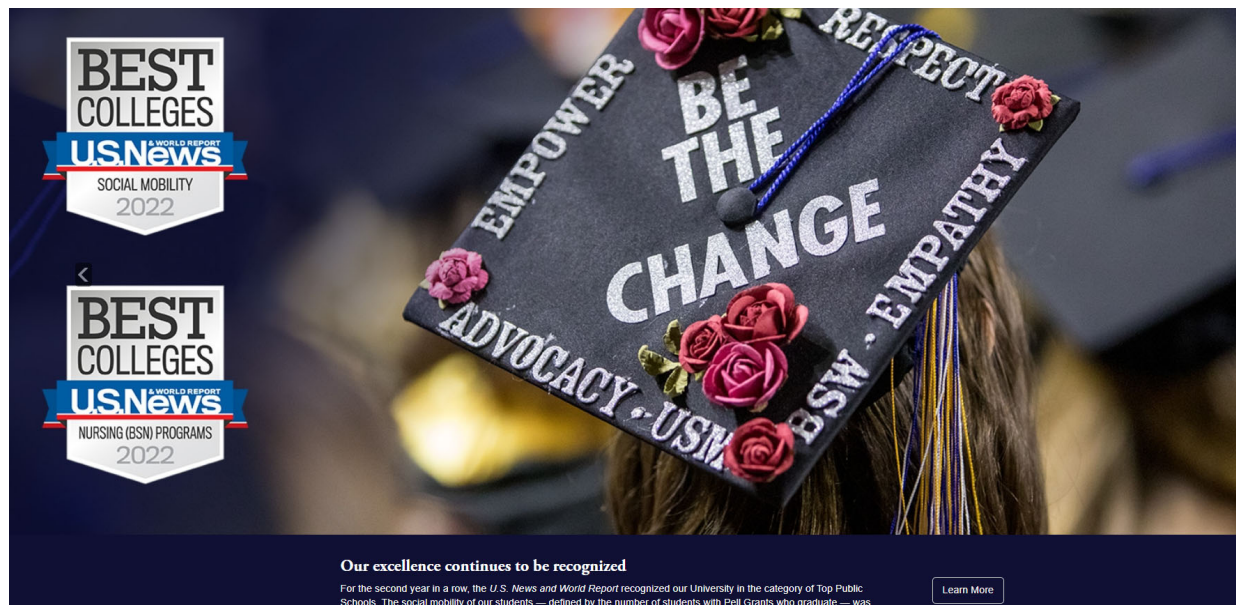


Photo of [USM.maine.edu](http://USM.maine.edu) website

### Enrollment

From 2017 to 2021, total fall FTE dropped from 5,521 to 5,125 (a -7.2% decrease). In-state fall FTE decreased from 4,680 in 2017 to 4,056 in 2021 (a 13.3% decrease), while non-resident fall FTE increased from 841 in 2017 to 1,068 in 2021 (a 27.0% increase). Undergraduate fall FTE decreased 11.9%, going from 4,435 in 2017 to 3,909 in 2021 and graduate fall FTE increased 11.9% from 1,086 in 2017 to 1,215 in 2021. Total fall credit hours decreased from 76,305 in 2017 to 69,597 in 2021 (an 8.8% decrease).

### Student Success

Fall-to-fall return rates (the percentage of degree/certificate-seeking students who were enrolled in a fall term and who returned the following fall term, excluding completers) for students who had 0-29 credit hours have typically ranged between 62.0% and 68.4%, but this figure fell to 60.0% for the Fall 2020 cohort. Return rates for students who had 30-59 credit hours have fluctuated between 77.7% and 81.0% for the last 8 fall cohorts and fell to a ten year low of 74.2% for 2020.

## University of Southern Maine

### Academic Programs

At USM in 2020-21, 78% of degree-seeking students were enrolled in bachelor degree programs, 21% in masters programs, and just under 1% in doctoral programs. USM has 25 areas of study, as defined by the National Center for Education Statistics (NCES) Classification of Instructional Programs (CIP). 18 of their 25 programs declined from 2019-2020 to 2020-2021. Of the seven areas of study that grew, only Education and Psychology had significant growth in both number and percent. Education grew by 166 students (23.4%) and Psychology grew by 108 students (23.5%) from 2019-2020 to 2020-2021. Excluding the seven programs that grew, the remaining 18 areas of study declined by a total of 424 students (8.3%).

USM's bachelor's in Nursing is the largest program not only at USM but across the entire university system, enrolling 590 students in 2020-21. Among the other most populated undergraduate majors at USM are Psychology, Management, and Health Sciences. In recent years, USM launched a Cyber Security bachelor's program and started a partnership with UMA related to its Masters in Cyber Security. Other new bachelor's program fields include Public Health, Business Analytics, and Elementary Education. USM's Social and Behavioral Sciences program (based out of USM's Lewiston-Auburn College) experienced substantial growth in its number of majors, with 281 majors in 2020-21 compared to 174 in 2015-16.

Bachelors programs that saw enrollments decline include Technology Management, which saw its number of majors drop from 98 in FY17 down to 38 in FY21 (though some of this decline might be due to students opting into similar fields like Cyber Security). Other areas that saw their enrollments drop are Athletic Training, Recreation & Leisure Studies, and Philosophy (with enrollment declining by about 60% over the past five years in each of these majors).



## University of Southern Maine

### Early College

USM's early college program has extensive outreach to local high schools through concurrent enrollment opportunities, which includes courses taught by approved high school teachers in partnership with a university faculty liaison. USM's overall credit hours decreased by 1%, however there were vast disparities between program types. Online and on-campus credit hours increased by 27%, while concurrent enrollment credit hours decreased by 11% between FY20 and FY21, due largely to attrition of qualified high school teachers. Accounting for the appropriation and tuition, USM saw Early College revenue grow to \$1,197,334 in FY21 while expenses were \$ 350,000. Note that expenses do not include salary lines budgeted for outside of the early college system appropriation.

### Staffing

Between the years 2017 to 2021, staffing has increased for all employee groups, except Administrator positions which have decreased by 1 FTE. Full-time faculty increased over the timeframe, 11.6% (29 FTE). Hourly staff have increased 16%.4 (65 FTE). Overall, USM's total FTE has increased 5.1% (54 FTE).

### Financial Resources

The Composite Financial Index (CFI) is a measure of an institution's overall financial health, which is based on four core ratios: primary reserve ratio, net operating revenues ratio, return on net position ratio, and viability ratio. The industry benchmark for an institution's CFI holds at 3.0, with a higher measure indicating a stronger financial position. A CFI snapshot offers a more balanced view of the state of the institution's finances because a weakness in one measure may be offset by the strength of another measure. During the 5-year reporting period, the University of Southern Maine had CFI measure of .9 in 2017 and the CFI remained below 1 through 2020. As with other Universities within the UMS, USM's CFI improved in 2021 2.2. Note that the 2021 CFI was inflated due to COVID-related Federal Recovery dollars.

# University of Southern Maine

## Research

The University of Southern Maine’s (USM) research expenditures have declined by 12.8% over the past four years (2017-2020). In 2020, USM spent 7 million in research, which represents 4.9% of the total University of Maine System research spending.

Figure 8. University of Southern Maine Comparison of Indicators

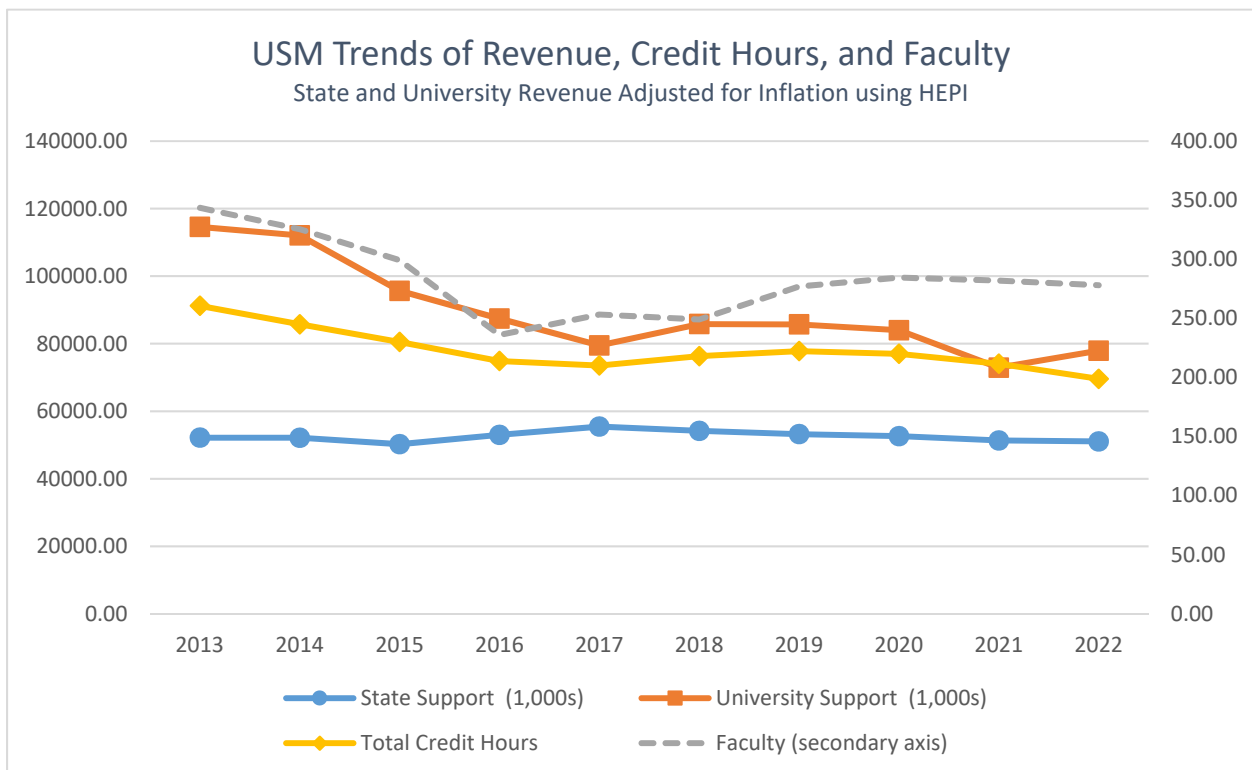


Figure 8 includes inflation-adjusted State funding, inflation-adjusted University generated revenue (noted as University Support), total Fall credit hours, and total full-time faculty. State Funding and University Support numbers have been divided by 1,000 to compare credit hours.

As shown in Figure 8, the number of full-time faculty has declined dramatically between 2013 and 2016 then grew back to the 2015 level in 2020 in spite of the other trends that indicate flat state support, declines in university support, and declining credit hours.

## University of Southern Maine

### Major Projects

In year two, USM has already raised an astounding \$37.4 million in its Great University Campaign, 75% of what it set out to raise in five years. USM also received an historic gift in the form of the Osher Map Library Collection and Endowment worth more than \$100 million.

USM broke ground on Portland Commons, a 560-bed residence hall on the Portland campus, and we began construction on a new Career and Student Success Center and quadrangle that will replace the former commuter parking lot in the center of the Portland campus. USM is preparing to build a new parking structure on the Portland campus, and fundraising is underway for a new Center for the Arts that will house our newly-named Osher School of Music. USM's implemented a Maker Innovation Studio (MIST Lab) and brought to USM the Composite Engineering Research Lab (CERL) and Maine Robotics; efforts to build out the Dubyak Center for Digital Science and Innovation are underway.